



Swimming New Zealand



200m Individual Medley... Final

2023 Apollo Projects NZ Age Group S...

Points

Swimmers

Files

Scoreboard































Session 1 Wed 09:10 AM	Session 2 Wed 05:40 PM	Session 3 Thu 09:10 AM	Session 4 Thu 05:40 PM	Session 5 Fri 09:10 AM	Session 6 Fri 05:40 PM	Session 7 Sat 09:10 AM	Session 8 Sat LIVE
-----------------------------	-----------------------------	-----------------------------	-----------------------------	-----------------------------	-----------------------------	-----------------------------	--------------------------------


























Session 8	Saturday 05:40 PM	
25	05:40 PM	100m Breaststroke Wome...
26	05:58 PM	200m Individual Medley M...
109	06:21 PM	200m Individual... LIVE
110	06:28 PM	200m Individual Medley W...
27	06:35 PM	200m Freestyle Women Fi...
28	06:58 PM	50m Freestyle Men Final
29	07:11 PM	50m Butterfly Women Final
111	07:55 PM	200m Freestyle Men Multi...
112	08:02 PM	200m Freestyle Women M...
30	08:09 PM	1500m Freestyle Men Fina...
31	08:29 PM	4x100m Medley Women - ...
310	08:37 PM	4x100m Medley Women 1 ...
32	08:51 PM	4x100m Medley Men - 15 ...
320	09:05 PM	4x100m Medley Men 16 & ...

26 **200m Individual Medley Men Final** Official



☰ Qualified ☰ Heats

Rank	Competitor	Age	Club	RT	FINA	Result
1	Zhang Kevin	16	Roskill Swim...	+0.66		2:05.58 Entry: 2:06.66 (- 1.08)
	50m: 26.48		100m: 59.87 (33.39)			
	150m: 1:35.94 (36.07)		200m: 2:05.58 (29.64)			
2	Batchelor H...	18	United Swim...	+0.68		2:07.49 Entry: 2:13.11 (- 5.62)
	50m: 27.12		100m: 59.78 (32.66)			
	150m: 1:37.75 (37.97)		200m: 2:07.49 (29.74)			
3	Faleafa Blake	16	North Shore ...	+0.65		2:08.99 Entry: 2:15.19 (- 6.20)
	50m: 27.58		100m: 1:00.58 (33.00)			
	150m: 1:38.88 (38.30)		200m: 2:08.99 (30.11)			
4	Peck Ryan	17	Parnell Swim...	+0.67		2:09.82 Entry: 2:10.69 (- 0.87)
	50m: 25.71		100m: 58.68 (32.97)			
	150m: 1:38.40 (39.72)		200m: 2:09.82 (31.42)			
5	Heberley Mi...	16	SwimZone R...	+0.63		2:10.65 Entry: 2:12.23 (- 1.58)
	50m: 27.36		100m: 1:01.84 (34.48)			
	150m: 1:38.36 (36.52)		200m: 2:10.65 (32.29)			
6	Kennard Ja...	17	United Swim...	+0.69		2:10.81 Entry: 2:13.42 (- 2.61)
	50m: 27.25		100m: 1:02.95 (35.70)			
	150m: 1:39.31 (36.36)		200m: 2:10.81 (31.50)			
7	Story Jacob	15	Mt Eden Swi...	+0.71		2:11.51 Entry: 2:15.84 (- 4.33)
	50m: 27.55		100m: 1:01.37 (33.82)			
	150m: 1:38.54 (37.17)		200m: 2:11.51 (32.97)			
8	Crosbie Ja...	16	United Swim...	+0.70		2:11.87 Entry: 2:14.78 (- 2.91)
	50m: 28.10		100m: 1:00.84 (32.74)			
	150m: 1:40.15 (39.31)		200m: 2:11.87 (31.72)			
9	Koroiadi Jo...	17	Murihiku Sw...	+0.72		2:12.12 Entry: 2:14.35 (- 2.23)
	50m: 27.56		100m: 1:01.09 (33.53)			
	150m: 1:39.93 (38.84)		200m: 2:12.12 (32.19)			
10	Muchirahon...	14	Swim Rotorua	+0.70		2:12.91 Entry: 2:16.56 (- 3.65)
	50m: 28.24		100m: 1:00.41 (32.17)			
	150m: 1:39.69 (39.28)		200m: 2:12.91 (33.22)			
11	Gibson Luke	16	United Swim...	+0.73		2:13.85 Entry: 2:16.07 (- 2.22)
	50m: 28.79		100m: 1:03.07 (34.28)			

	150m: 1:42.67 (39.60)	200m: 2:13.85 (31.18)		
12	 Lloyd Hunter	15	Raumati Swi... +0.62	2:14.32 Entry: 2:19.51 (- 5.19)
	50m: 27.60 150m: 1:41.93 (41.01)		100m: 1:00.92 (33.32) 200m: 2:14.32 (32.39)	
13	 Markovich ...	14	Roskill Swim... +0.62	2:15.26 Entry: 2:18.77 (- 3.51)
	50m: 28.43 150m: 1:43.53 (40.33)		100m: 1:03.20 (34.77) 200m: 2:15.26 (31.73)	
14	 Hughes Hara	17	Tawa Swim... +0.64	2:15.60 Entry: 2:15.07 (+ 0.53)
	50m: 27.80 150m: 1:41.70 (37.38)		100m: 1:04.32 (36.52) 200m: 2:15.60 (33.90)	
15	 Williams Da...	16	 SwimZone R... +0.67	2:15.63 Entry: 2:14.68 (+ 0.95)
	50m: 28.68 150m: 1:40.39 (38.42)		100m: 1:01.97 (33.29) 200m: 2:15.63 (35.24)	
15	 Kenny Sam	17	 Coast Swim... +0.68	2:15.63 Entry: 2:14.74 (+ 0.89)
	50m: 27.76 150m: 1:42.95 (39.96)		100m: 1:02.99 (35.23) 200m: 2:15.63 (32.68)	
17	 Lansdown ...	18	 Kiwi West A... +0.71	2:15.80 Entry: 2:15.90 (- 0.10)
	50m: 29.15 150m: 1:43.57 (39.44)		100m: 1:04.13 (34.98) 200m: 2:15.80 (32.23)	
18	 Callebaut D...	16	 Aquabladz ... +0.67	2:15.92 Entry: 2:17.27 (- 1.35)
	50m: 29.24 150m: 1:43.63 (38.32)		100m: 1:05.31 (36.07) 200m: 2:15.92 (32.29)	
19	 Lockhart Ca...	18	 Vikings Swi... +0.66	2:16.94 Entry: 2:18.01 (- 1.07)
	50m: 28.28 150m: 1:44.49 (41.37)		100m: 1:03.12 (34.84) 200m: 2:16.94 (32.45)	
20	 Larhantec (...)	15	New Caledo... +0.69	2:16.95 Entry: 2:19.52 (- 2.57)
	50m: 28.25 150m: 1:45.93 (39.44)		100m: 1:06.49 (38.24) 200m: 2:16.95 (31.02)	
21	 Ludlow Caleb	16	 Alexandra S... +0.67	2:17.12 Entry: 2:16.86 (+ 0.26)
	50m: 28.35 150m: 1:43.12 (38.16)		100m: 1:04.96 (36.61) 200m: 2:17.12 (34.00)	
22	 Lu Ivan	17	 North Shore ... +0.62	2:17.31 Entry: 2:18.62 (- 1.31)
	50m: 27.83 150m: 1:43.56 (41.30)		100m: 1:02.26 (34.43) 200m: 2:17.31 (33.75)	
23	 Willis Alex	16	 Ice Breaker ... +0.63	2:17.84 Entry: 2:19.15 (- 1.31)
	50m: 28.11 150m: 1:44.50 (39.90)		100m: 1:04.60 (36.49) 200m: 2:17.84 (33.34)	
23	 Cerda (V) C...	14	New Caledo... +0.67	2:17.84 Entry: 2:22.18 (- 4.34)
	50m: 29.30 150m: 1:45.85 (41.61)		100m: 1:04.24 (34.94) 200m: 2:17.84 (31.99)	
25	 MacDonald ...	16	 Hamilton Aq... +0.78	2:17.99 Entry: 2:18.89 (- 0.90)
	50m: 29.04 150m: 1:44.71 (41.53)		100m: 1:03.18 (34.14) 200m: 2:17.99 (33.28)	
26	 Kregting Da...	15	Roskill Swim... +0.59	2:18.57 Entry: 2:17.42 (+ 1.15)
	50m: 28.27 150m: 1:47.45 (43.78)		100m: 1:03.67 (35.40) 200m: 2:18.57 (31.12)	
27	 Gu Osbert	14	 Phoenix Aqu... +0.69	2:18.89 Entry: 2:21.21 (- 2.32)
	50m: 29.09 150m: 1:45.81 (42.24)		100m: 1:03.57 (34.48) 200m: 2:18.89 (33.08)	
28	 Hardie Orla...	14	 Hamilton Aq... +0.73	2:20.70 Entry: 2:22.14 (- 1.44)
	50m: 28.18 150m: 1:48.02 (42.77)		100m: 1:05.25 (37.07) 200m: 2:20.70 (32.68)	
29	 Bao Elwin	14	 North Shore ... +0.68	2:21.86 Entry: 2:24.55 (- 2.69)
	50m: 30.50 150m: 1:48.51 (41.04)		100m: 1:07.47 (36.97) 200m: 2:21.86 (33.35)	

30	 Feng Andrew	13	 North Shore ...	+0.61	2:21.91 Entry: 2:25.32 (- 3.41)
	50m: 29.93 150m: 1:46.76 (39.53)		100m: 1:07.23 (37.30) 200m: 2:21.91 (35.15)		
31	 Gemmell M...	15	Pukekohe S...	+0.71	2:22.12 Entry: 2:25.96 (- 3.84)
	50m: 29.25 150m: 1:46.99 (41.12)		100m: 1:05.87 (36.62) 200m: 2:22.12 (35.13)		
32	 Ding Bosco	15	United Swim...	+0.69	2:22.53 Entry: 2:23.55 (- 1.02)
	50m: 30.88 150m: 1:49.08 (39.96)		100m: 1:09.12 (38.24) 200m: 2:22.53 (33.45)		
33	 Russell Cha...	15	 TBSS Centra...	+0.88	2:22.80 Entry: 2:24.01 (- 1.21)
	50m: 30.81 150m: 1:50.58 (41.55)		100m: 1:09.03 (38.22) 200m: 2:22.80 (32.22)		
34	 Broadfoot D...	13	Pirates Swim...	+0.77	2:23.48 Entry: 2:27.47 (- 3.99)
	50m: 30.28 150m: 1:49.05 (41.70)		100m: 1:07.35 (37.07) 200m: 2:23.48 (34.43)		
35	 Park John	14	St Paul's Swi...	+0.63	2:23.62 Entry: 2:23.60 (+ 0.02)
	50m: 29.63 150m: 1:49.95 (41.95)		100m: 1:08.00 (38.37) 200m: 2:23.62 (33.67)		
36	 Robinson Ol...	15	Tawa Swim...	+0.78	2:24.17 Entry: 2:25.87 (- 1.70)
	50m: 30.18 150m: 1:51.28 (43.71)		100m: 1:07.57 (37.39) 200m: 2:24.17 (32.89)		
37	 Nodanche (...)	13	New Caledo...	+0.73	2:24.44 Entry: 2:26.92 (- 2.48)
	50m: 30.82 150m: 1:50.79 (42.27)		100m: 1:08.52 (37.70) 200m: 2:24.44 (33.65)		
38	 Boonen Cai...	14	St Paul's Swi...	+0.66	2:25.50 Entry: 2:23.33 (+ 2.17)
	50m: 29.14 150m: 1:50.84 (47.00)		100m: 1:03.84 (34.70) 200m: 2:25.50 (34.66)		
39	 Karpik Cam...	14	United Swim...	+0.67	2:25.93 Entry: 2:23.35 (+ 2.58)
	50m: 31.49 150m: 1:49.69 (40.90)		100m: 1:08.79 (37.30) 200m: 2:25.93 (36.24)		
40	 Yoon Jethrow	13	 Phoenix Aqu...	+0.60	2:26.42 Entry: 2:30.23 (- 3.81)
	50m: 30.70 150m: 1:50.86 (40.28)		100m: 1:10.58 (39.88) 200m: 2:26.42 (35.56)		
41	 Younger Jack	15	Masterton S...	+0.73	2:27.35 Entry: 2:26.81 (+ 0.54)
	50m: 31.15 150m: 1:54.31 (44.17)		100m: 1:10.14 (38.99) 200m: 2:27.35 (33.04)		
42	 Walker Fraser	15	United Swim...	+0.77	2:27.38 Entry: 2:23.14 (+ 4.24)
	50m: 30.16 150m: 1:53.54 (45.50)		100m: 1:08.04 (37.88) 200m: 2:27.38 (33.84)		
43	 Els Jason	14	 Coast Swim...	+0.69	2:27.65 Entry: 2:24.40 (+ 3.25)
	50m: 30.57 150m: 1:52.37 (43.73)		100m: 1:08.64 (38.07) 200m: 2:27.65 (35.28)		
44	 Segers Seb	13	United Swim...	+0.76	2:28.32 Entry: 2:29.76 (- 1.44)
	50m: 30.84 150m: 1:52.46 (46.85)		100m: 1:05.61 (34.77) 200m: 2:28.32 (35.86)		
45	 Xiong Bryan	13	 Phoenix Aqu...	+0.74	2:31.94 Entry: 2:33.41 (- 1.47)
	50m: 31.38 150m: 1:54.79 (44.95)		100m: 1:09.84 (38.46) 200m: 2:31.94 (37.15)		
46	 Williams Ob...	13	Fairfield Swi...	+0.77	2:32.47 Entry: 2:34.54 (- 2.07)
	50m: 33.99 150m: 1:59.80 (46.54)		100m: 1:13.26 (39.27) 200m: 2:32.47 (32.67)		
47	 Choo Cleme...	13	 North Shore ...	+0.71	2:33.38 Entry: 2:35.06 (- 1.68)
	50m: 32.61 150m: 1:55.76 (44.81)		100m: 1:10.95 (38.34) 200m: 2:33.38 (37.62)		
48	 Sun Danny	13	United Swim...	+0.73	2:33.78 Entry: 2:35.60 (- 1.82)

50m: 36.23 100m: 1:16.24 (40.01)
150m: 1:58.29 (42.05) 200m: 2:33.78 (35.49)

49  **Bell Lucas** 13  **Tasman Swi...** +0.69

50m: 35.25 100m: 1:15.05 (39.80)
150m: 2:00.92 (45.87) 200m: 2:36.32 (35.40)

2:36.32
Entry: 2:32.03 (+ 4.29)

0  **Carlisle Caleb** 17  **Greendale S...** +0.72

DSQ